

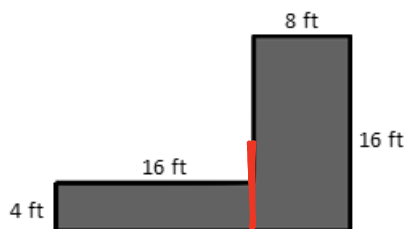
Name \_\_\_\_\_

Date \_\_\_\_\_

For homework, complete the top portion of each page. This will become an answer key for you to refer to when completing the bottom portion as a mini-personal white board activity during the summer.

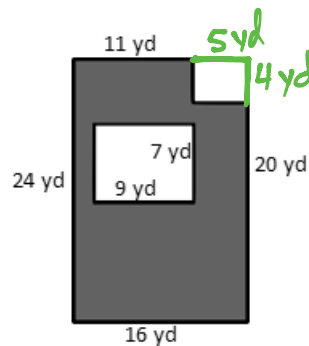
Find the area of the figure that is shaded.

1.



$$\begin{aligned} & (4 \times 16) + (8 \times 16) \\ & = 64 + 128 \\ & = 192 \text{ ft}^2 \end{aligned}$$

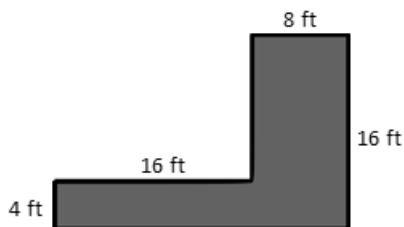
2.



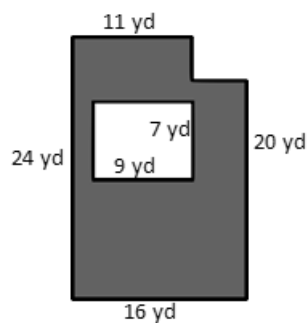
$$\begin{aligned} & (16 \times 24) - [(9 \times 7) + (5 \times 4)] \\ & = 384 - [63 + 20] \\ & = 384 - 83 \\ & = 301 \text{ yd}^2 \end{aligned}$$

Find the area of the figure that is shaded.

1.

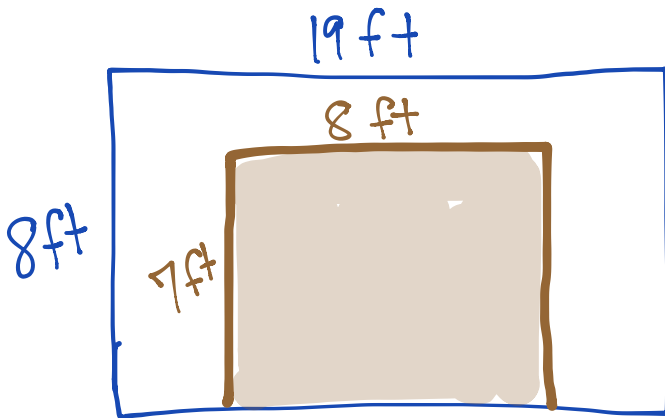


2.



Challenge: Replace the given dimensions with different measurements, and solve again.

3. A wall is 8 feet tall and 19 feet wide. An opening 7 feet tall and 8 feet wide was cut into the wall for a doorway. Find the area of the remaining portion of the wall.



$$\begin{aligned} & (8 \times 19) - (7 \times 8) \\ &= 152 - 56 \\ &= 96 \text{ ft}^2 \end{aligned}$$

- 
3. A wall is 8 feet tall and 19 feet wide. An opening 7 feet tall and 8 feet wide was cut into the wall for a doorway. Find the area of the remaining portion of the wall.