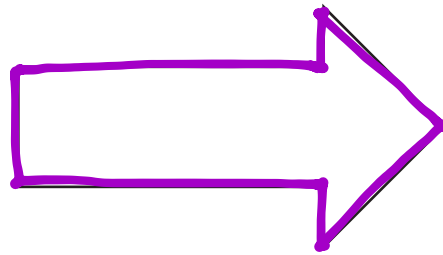

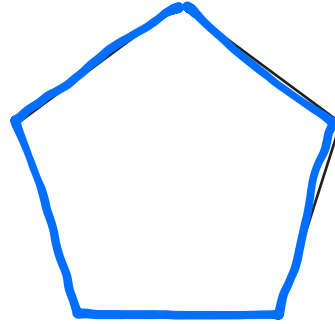



Name _____

Date _____

1. Trace the perimeter of the shapes below.



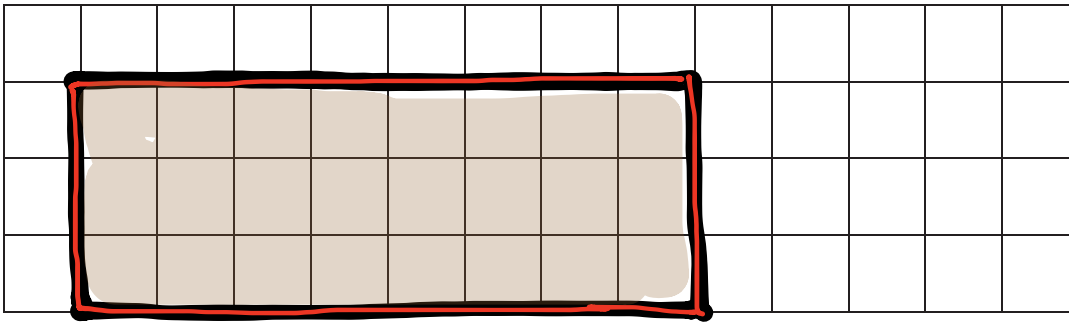
- a. Explain how you know you traced the perimeters of the shapes above.

The perimeter is the line that creates the figure.

- b. Explain how you could use a string to figure out which shape above has the greatest perimeter.

We could use a string to trace the figure. Then we could straighten the string into a straight line and measure its length. The figure requiring the longest string has the greatest perimeter.

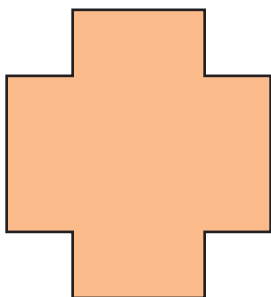
2. Draw a rectangle on the grid below.



- Trace the perimeter of the rectangle.
- Shade the area of the rectangle.
- How is the perimeter of the rectangle different from the area of the rectangle?

Perimeter is the length of string needed to go around the rectangle.
Area is the number of squares inside the rectangle.

3. Maya draws the shape shown below. Noah colors the inside of Maya's shape as shown. Noah says he colored the perimeter of Maya's shape. Maya says Noah colored the area of her shape. Who is right? Explain your answer.



Maya is correct. Noah colored the inside of the figure, which is the area. Tracing around the figure is the perimeter.